

ESSAY RESULTS

Essay Results for: AP PHIL 3260 Philosophy of Psychology

Academic Year: 2021

Section(s): A

Response Rate: 29.17% (7/24)

Evaluation of LECT 01

1) What would be your suggestions to improve this course?

- Open book weekly quizzes.

Instructor: Javier Gomez-Lavin

- I cannot think of any improvements for this course. It was quite dense in terms of the readings, but that did not detract at all from the overall quality of the course.

Instructor: Javier Gomez-Lavin

- reduce the readings, less on Fodor more on the other parts or more of a connection to Fodor in subsequent readings

Instructor: Javier Gomez-Lavin

- I believe that the course material was well chosen. The material had been difficult at the beginning, but this was explained by Professor Gomez-Lavin. I believe that there may have been too much material covered in the course because we struggled to cover everything we had hoped to cover, and the material that was covered near the end was rushed.

Instructor: Javier Gomez-Lavin

- Have the students be more engaging, i.e., ask students who never interact with the course give their input on topics, have students engage with each other, etc. The readings were a bit heavy, but they were all extremely relevant to the topics outlined in the syllabus.

Instructor: Javier Gomez-Lavin

- A break within lectures, 3 straight hours of philosophy can be a lot.

Instructor: Javier Gomez-Lavin

- Everything was fantastic.

Instructor: Javier Gomez-Lavin

2) Do you have any additional comments about this course, including labs or other features if applicable?

- Great course.

Instructor: Javier Gomez-Lavin

- No.

Instructor: Javier Gomez-Lavin

- Prof mentioned wanting to have more of a chance for students to interact with each other and share ideas but pandemic restricted ability to do so. I think he was able to facilitate conversations quite well, but for future consideration, reading reviews between students prior to full class discussions might have made the class discussion more robust. Having the mandatory meeting with the prof about the essay outline was excellent, I would not have spoken to him about it otherwise and likely would have struggled more with the essay.

Instructor: Javier Gomez-Lavin

- N/A

Instructor: Javier Gomez-Lavin

- This course was mandatory for me, but it ended up being one of the best courses that I took in my entire York University career. The professor was not only engaging, but made the material as relatable as possible for the students and gave students the very best chances of succeeding. Would highly recommend this course (specifically this professor) to others.

Instructor: Javier Gomez-Lavin

- the professor really took the time to make sure that everyone was following the material. he would often explain by walking around in class, which would feel like everyone is included in the discussion, and its not just the front row involved in the class.

Instructor: Javier Gomez-Lavin

- n/a

Instructor: Javier Gomez-Lavin

- No.

Instructor: Javier Gomez-Lavin

3) Do you have any other observations or comments about the course instructor, lab leader, teaching assistant or marker/grader that you wish to add?

- Great course.

Instructor: Javier Gomez-Lavin

- Professor Gomez-Lavin is an unbelievable professor. I hope I have the pleasure of taking a course with him in the future.

Instructor: Javier Gomez-Lavin

- Professor Gomez-Lavin is great instructor because he is incredibly knowledgeable, he does not have difficulty explaining difficult concepts and because he is involved with getting to know his students which makes him very approachable. I really enjoyed his energy in class, his lectures did often captivate me, and I believe I learned a significant amount on this topic which I believe I regularly struggle with (or have struggled with under different instructors). I do believe that Professor Gomez-Lavin's lectures would be improved if there were greater structure in each of his classes; I walked away, at times, with disorganized thoughts on the course material that would have to be corrected later, and at time with further review in later classes. I believe additional structure would have allowed him to cover more of the course material sufficiently. I really did enjoy the class and Professor Gomez-Lavin's leadership, I have been apprehensive toward CogSci/Phil courses in the past, but I feel much more confident with my capacity to understand the topic now after this course.

Instructor: Javier Gomez-Lavin

- Amazing professor! Went above and beyond his duties as he not only taught us about the course material, but also taught us strategies that could be applied to academia in general, i.e., learning how to efficiently read articles, experiments, and texts. Absolutely amazing!

Instructor: Javier Gomez-Lavin

- This professor was so passionate and excited about teaching it made me so motivated to learn. he created an interesting and personal class room where i felt comfortable to ask lots of questions.

Instructor: Javier Gomez-Lavin

- Professor Gomez-Lavin genuinely cares about his students- not only how they are doing in the class but their well being (insofar as how they feel in the class and what not). He's always full of energy which is great, you can tell he is very passionate about what he does. Not only that, he is always trying to improve throughout the term to be better for next term, always asking for feedback from students. He made what I thought would be a very dry, hard course, something intellectual exciting and worthwhile.

Instructor: Javier Gomez-Lavin

NUMERIC RESULTS

Numeric Results for: AP PHIL 3260 Philosophy of Psychology

Academic Year: 2021



Section(s): A

Response Rate: 29.17% (7/24)

Instructor: Javier Gomez-Lavin



Evaluation of Core Institutional Questions

1. A comprehensive roadmap of the course (i.e., a syllabus or course outline, a breakdown with topics, assignments and exams etc.) was provided.

Answers	Frequency	Percentage
7 = Strongly agree	7 	87.50%
6 = Agree	1 	12.50%
5 = Somewhat agree	0	0.00%
4 = Neither agree nor disagree	0	0.00%
3 = Somewhat disagree	0	0.00%
2 = Disagree	0	0.00%
1 = Strongly disagree	0	0.00%
0 = Not applicable	0	0.00%
Response Rate: 8 / 24		33.33%

Mean: 6.88
Median: 7.0
Mode: 7
Std. Dev.: 0.35
Dep. Mean: 6.43
Fac. Mean: 6.33


2. The roadmap provided was mostly followed.

Answers	Frequency	Percentage
7 = Strongly agree	5 	62.50%
6 = Agree	3 	37.50%
5 = Somewhat agree	0	0.00%
4 = Neither agree nor disagree	0	0.00%
3 = Somewhat disagree	0	0.00%
2 = Disagree	0	0.00%
1 = Strongly disagree	0	0.00%
0 = Not applicable	0	0.00%
Response Rate: 8 / 24		33.33%


Mean: 6.62
Median: 7.0
Mode: 7
Std. Dev.: 0.52
Dep. Mean: 6.38
Fac. Mean: 6.31

NOTE: When interpreting data, please pay attention to the scales used for the questions. Some questions use a 7-point scale and others may use a 5-point scale.



3. Important policies and procedures (e.g., attendance, participation, missed tests, late assignments, contacting instructors, etc.) were stated in the course outline.

Answers	Frequency	Percentage	Mean:
7 = Strongly agree	8	 100.00%	7.00
6 = Agree	0	0.00%	Median: 7.0
5 = Somewhat agree	0	0.00%	Mode: 7
4 = Neither agree nor disagree	0	0.00%	Std. Dev.: 0.00
3 = Somewhat disagree	0	0.00%	Dep. Mean: 6.41
2 = Disagree	0	0.00%	Fac. Mean: 6.39
1 = Strongly disagree	0	0.00%	
0 = Not applicable	0	0.00%	
Response Rate: 8 / 24		33.33%	

4. The course materials (e.g., course kits, textbooks, readings, audio visual materials, lab manuals, websites, etc.) helped me achieve the course objectives.

Answers	Frequency	Percentage	Mean:
7 = Strongly agree	8	 100.00%	7.00
6 = Agree	0	0.00%	Median: 7.0
5 = Somewhat agree	0	0.00%	Mode: 7
4 = Neither agree nor disagree	0	0.00%	Std. Dev.: 0.00
3 = Somewhat disagree	0	0.00%	Dep. Mean: 6.04
2 = Disagree	0	0.00%	Fac. Mean: 5.99
1 = Strongly disagree	0	0.00%	
0 = Not applicable	0	0.00%	
Response Rate: 8 / 24		33.33%	

5. The course activities (e.g., lectures, discussions, simulations, assignments, exercises and presentations, etc.) helped me achieve the course objectives.

Answers	Frequency	Percentage	Mean:
7 = Strongly agree	5	 62.50%	6.62
6 = Agree	3	 37.50%	Median: 7.0
5 = Somewhat agree	0	0.00%	Mode: 7
4 = Neither agree nor disagree	0	0.00%	Std. Dev.: 0.52
3 = Somewhat disagree	0	0.00%	Dep. Mean: 5.93
2 = Disagree	0	0.00%	Fac. Mean: 5.93
1 = Strongly disagree	0	0.00%	
0 = Not applicable	0	0.00%	
Response Rate: 8 / 24		33.33%	

NOTE: When interpreting data, please pay attention to the scales used for the questions. Some questions use a 7-point scale and others may use a 5-point scale.

6. The course tests/exams or final paper/essay were directly related to the course objectives.

Answers	Frequency	Percentage
7 = Strongly agree	8	100.00%
6 = Agree	0	0.00%
5 = Somewhat agree	0	0.00%
4 = Neither agree nor disagree	0	0.00%
3 = Somewhat disagree	0	0.00%
2 = Disagree	0	0.00%
1 = Strongly disagree	0	0.00%
0 = Not applicable	0	0.00%
Response Rate: 8 / 24		33.33%

Mean: 7.00
Median: 7.0
Mode: 7
Std. Dev.: 0.00
Dep. Mean: 6.32
Fac. Mean: 6.13

7. The course helped me grow intellectually.

Answers	Frequency	Percentage
7 = Strongly agree	8	100.00%
6 = Agree	0	0.00%
5 = Somewhat agree	0	0.00%
4 = Neither agree nor disagree	0	0.00%
3 = Somewhat disagree	0	0.00%
2 = Disagree	0	0.00%
1 = Strongly disagree	0	0.00%
0 = Not applicable	0	0.00%
Response Rate: 8 / 24		33.33%

Mean: 7.00
Median: 7.0
Mode: 7
Std. Dev.: 0.00
Dep. Mean: 6.02
Fac. Mean: 5.94

8. Was this course mandatory for you?

Answers	Frequency	Percentage
Yes	2	25.00%
Yes, as a choice from a list of required courses	3	37.50%
No	3	37.50%
Response Rate: 8 / 24		33.33%

9. Approximately how many lectures/seminars/sessions of this course did you attend (physically or online)?

NOTE: When interpreting data, please pay attention to the scales used for the questions. Some questions use a 7-point scale and others may use a 5-point scale.

Answers	Frequency	Percentage
All of them	7	87.50%
Almost all of them	1	12.50%
More than half	0	0.00%
About half of them	0	0.00%
Fewer than half of them	0	0.00%
Response Rate: 8 / 24	33.33%	

Evaluation of Course Level Questions

Evaluation of LECT 01

1. The instructor taught the course content (e.g. ideas, concepts, theories) in a well-organized manner.

Answers	Frequency	Percentage
5 = Strongly Agree	7	87.50%
4 = Somewhat Agree	1	12.50%
3 = Neither Agree nor Disagree	0	0.00%
2 = Somewhat Disagree	0	0.00%
1 = Strongly Disagree	0	0.00%
Response Rate: 8 / 24	33.33%	

Mean: 4.88
Median: 5.0
Mode: 5
Std. Dev.: 0.35
Dep. Mean: 4.44*
Fac. Mean: 4.4*

* This mean is based only on responses received through the online course evaluation (ONCE) system.

2. The instructor used teaching strategies effectively (e.g. examples, case studies, role-play, visuals and, if applicable, technology) to clarify the course content.



Answers	Frequency	Percentage
5 = Strongly Agree	7	87.50%
4 = Somewhat Agree	1	12.50%
3 = Neither Agree nor Disagree	0	0.00%
2 = Somewhat Disagree	0	0.00%
1 = Strongly Disagree	0	0.00%
Response Rate: 8 / 24	33.33%	

Mean: 4.88
Median: 5.0
Mode: 5
Std. Dev.: 0.35
Dep. Mean: 4.3*
Fac. Mean: 4.33*

* This mean is based only on responses received through the online course evaluation (ONCE) system.

3. The instructor's style of presentation held my interest.


NOTE: When interpreting data, please pay attention to the scales used for the questions. Some questions use a 7-point scale and others may use a 5-point scale.

Answers	Frequency	Percentage
5 = Strongly Agree	7	 87.50%
4 = Somewhat Agree	1	 12.50%
3 = Neither Agree nor Disagree	0	0.00%
2 = Somewhat Disagree	0	0.00%
1 = Strongly Disagree	0	0.00%
Response Rate: 8 / 24		33.33%

Mean: 4.88
Median: 5.0
Mode: 5
Std. Dev.: 0.35
Dep. Mean: 4.01*
Fac. Mean: 4.07*

* This mean is based only on responses received through the online course evaluation (ONCE) system.


4. The instructor provided reasonable opportunities (e.g. office hours, time at the beginning and end of classes, virtual office hours in an online course) for responding to students' questions.

Answers	Frequency	Percentage
5 = Strongly Agree	8	 100.00%
4 = Somewhat Agree	0	0.00%
3 = Neither Agree nor Disagree	0	0.00%
2 = Somewhat Disagree	0	0.00%
1 = Strongly Disagree	0	0.00%
Response Rate: 8 / 24		33.33%

Mean: 5.00
Median: 5.0
Mode: 5
Std. Dev.: 0.00
Dep. Mean: 4.36*
Fac. Mean: 4.4*

* This mean is based only on responses received through the online course evaluation (ONCE) system.

5. The assignments in this course stimulated my learning of the material.




Answers	Frequency	Percentage
5 = Strongly Agree	8	 100.00%
4 = Somewhat Agree	0	0.00%
3 = Neither Agree nor Disagree	0	0.00%
2 = Somewhat Disagree	0	0.00%
1 = Strongly Disagree	0	0.00%
Response Rate: 8 / 24		33.33%

Mean: 5.00
Median: 5.0
Mode: 5
Std. Dev.: 0.00
Dep. Mean: 4.26*
Fac. Mean: 4.27*

* This mean is based only on responses received through the online course evaluation (ONCE) system.

6. In this course, I received timely feedback on assignments and assessments.


NOTE: When interpreting data, please pay attention to the scales used for the questions. Some questions use a 7-point scale and others may use a 5-point scale.

Answers	Frequency	Percentage
5 = Strongly Agree	6	 75.00%
4 = Somewhat Agree	1	 12.50%
3 = Neither Agree nor Disagree	1	 12.50%
2 = Somewhat Disagree	0	0.00%
1 = Strongly Disagree	0	0.00%
Response Rate: 8 / 24		33.33%

Mean: 4.62
Median: 5.0
Mode: 5
Std. Dev.: 0.74
Dep. Mean: 4.13*
Fac. Mean: 4.19*

* This mean is based only on responses received through the online course evaluation (ONCE) system.


7. If applicable in this course, the feedback I received from the instructor on assignments and assessments was constructive and helpful for my learning.

Answers	Frequency	Percentage
5 = Strongly Agree	8	 100.00%
4 = Somewhat Agree	0	0.00%
3 = Neither Agree nor Disagree	0	0.00%
2 = Somewhat Disagree	0	0.00%
1 = Strongly Disagree	0	0.00%
Response Rate: 8 / 24		33.33%

Mean: 5.00
Median: 5.0
Mode: 5
Std. Dev.: 0.00
Dep. Mean: 3.97*
Fac. Mean: 4.08*

* This mean is based only on responses received through the online course evaluation (ONCE) system.

8. The instructor helped me understand the importance and significance of the course content.



Answers	Frequency	Percentage
5 = Strongly Agree	8	 100.00%
4 = Somewhat Agree	0	0.00%
3 = Neither Agree nor Disagree	0	0.00%
2 = Somewhat Disagree	0	0.00%
1 = Strongly Disagree	0	0.00%
Response Rate: 8 / 24		33.33%

Mean: 5.00
Median: 5.0
Mode: 5
Std. Dev.: 0.00
Dep. Mean: 4.27*
Fac. Mean: 4.28*

* This mean is based only on responses received through the online course evaluation (ONCE) system.

9. Overall, the instructor was an effective teacher in this course.

NOTE: When interpreting data, please pay attention to the scales used for the questions. Some questions use a 7-point scale and others may use a 5-point scale.

Answers	Frequency	Percentage
5 = Strongly Agree	6 	75.00%
4 = Somewhat Agree	2 	25.00%
3 = Neither Agree nor Disagree	0	0.00%
2 = Somewhat Disagree	0	0.00%
1 = Strongly Disagree	0	0.00%
Response Rate: 8 / 24		33.33%

Mean: 4.75
Median: 5.0
Mode: 5
Std. Dev.: 0.46
Dep. Mean: 4.36*
Fac. Mean: 4.3*

* This mean is based only on responses received through the online course evaluation (ONCE) system.

NOTE: When interpreting data, please pay attention to the scales used for the questions. Some questions use a 7-point scale and others may use a 5-point scale.

ESSAY RESULTS

Essay Results for: AP PHIL 3635 Philosophy of Neuroscience

Academic Year: 2021

Section(s): A

Response Rate: 41.18% (7/17)

Evaluation of LECT 01

1) **What would be your suggestions to improve this course?**

- Spend more time going into more detail on more complicated topics

Instructor: Javier Gomez-Lavin

- I cannot think of any improvements for this course. It was excellent.

Instructor: Javier Gomez-Lavin

- Some organized notes for students to follow content in the lecture

Instructor: Javier Gomez-Lavin

- N/a

Instructor: Javier Gomez-Lavin

- The only suggestion I have is to do quizzes every other week instead of weekly.

Instructor: Javier Gomez-Lavin

- Reduce the amount of weekly required reading as later on in the semester it becomes difficult to keep up.

Instructor: Javier Gomez-Lavin

2) **Do you have any additional comments about this course, including labs or other features if applicable?**

- N/A

Instructor: Javier Gomez-Lavin

- No.

Instructor: Javier Gomez-Lavin

- No

Instructor: Javier Gomez-Lavin

- N/a

Instructor: Javier Gomez-Lavin

- The quizzes helped me stay up to date with readings and were really helpful in understanding the material better.

Instructor: Javier Gomez-Lavin

- The assessments in this course were very straightforward and fair. Once you regularly attended class it was easy to grasp the content which reappeared on the assessments. The course was easy to follow and was organized in a way that content covered in the beginning was built upon.

Instructor: Javier Gomez-Lavin

3) Do you have any other observations or comments about the course instructor, lab leader, teaching assistant or marker/grader that you wish to add?

- Professor Gomez-Lavin is very passionate and professional. He covers many topics in great detail and answers questions in the same way. He provides students with the appropriate background for this course in order to make sure that nobody falls behind. He designed the course in a structured way that facilitated different types of learning and provided many opportunities for success. His lectures were very engaging and interesting. They related directly to the assigned reading material and helped provide a better understanding of the required topics.

Instructor: Javier Gomez-Lavin

- Professor Gomez-Lavin is, by far, one of the best professors I have had during my time in university.

Instructor: Javier Gomez-Lavin

- Probably, my favourite prof, I've had all throughout my post-secondary. He is so helpful and wants to help and make sure his students really understand the content and do well in his course.

Instructor: Javier Gomez-Lavin

- Professor Gomez-Lavin, made the class really interactive. He thoroughly explained all topics in a very engaging way.

Instructor: Javier Gomez-Lavin

- Hands down the best Philosophy Professor I've gotten while studying at York.

Instructor: Javier Gomez-Lavin

- Professor Gomez-Lavin is an extremely passionate instructor and fosters an environment in which we all felt comfortable enough to ask questions. I really appreciate that he took the time to learn our names and would check in with each of us at the beginning of class. This instructor was committed to not only ensuring we all understood the material, but also got the grade we wanted out of the course.

Instructor: Javier Gomez-Lavin

NUMERIC RESULTS

Numeric Results for: AP PHIL 3635 Philosophy of Neuroscience

Academic Year: 2021



Section(s): A

Response Rate: 41.18% (7/17)

Instructor: Javier Gomez-Lavin



Evaluation of Core Institutional Questions

1. A comprehensive roadmap of the course (i.e., a syllabus or course outline, a breakdown with topics, assignments and exams etc.) was provided.

Answers	Frequency	Percentage
7 = Strongly agree	6 	85.71%
6 = Agree	1 	14.29%
5 = Somewhat agree	0	0.00%
4 = Neither agree nor disagree	0	0.00%
3 = Somewhat disagree	0	0.00%
2 = Disagree	0	0.00%
1 = Strongly disagree	0	0.00%
0 = Not applicable	0	0.00%
Response Rate: 7 / 17		41.18%

Mean: 6.86
Median: 7
Mode: 7
Std. Dev.: 0.38
Dep. Mean: 6.43
Fac. Mean: 6.33


2. The roadmap provided was mostly followed.

Answers	Frequency	Percentage
7 = Strongly agree	6 	85.71%
6 = Agree	0	0.00%
5 = Somewhat agree	1 	14.29%
4 = Neither agree nor disagree	0	0.00%
3 = Somewhat disagree	0	0.00%
2 = Disagree	0	0.00%
1 = Strongly disagree	0	0.00%
0 = Not applicable	0	0.00%
Response Rate: 7 / 17		41.18%



Mean: 6.71
Median: 7
Mode: 7
Std. Dev.: 0.76
Dep. Mean: 6.38
Fac. Mean: 6.31

NOTE: When interpreting data, please pay attention to the scales used for the questions. Some questions use a 7-point scale and others may use a 5-point scale.



3. Important policies and procedures (e.g., attendance, participation, missed tests, late assignments, contacting instructors, etc.) were stated in the course outline.

Answers	Frequency	Percentage	Mean:	7.00
7 = Strongly agree	7		100.00%	Median: 7
6 = Agree	0		0.00%	Mode: 7
5 = Somewhat agree	0		0.00%	Std. Dev.: 0.00
4 = Neither agree nor disagree	0		0.00%	Dep. Mean: 6.41
3 = Somewhat disagree	0		0.00%	Fac. Mean: 6.39
2 = Disagree	0		0.00%	
1 = Strongly disagree	0		0.00%	
0 = Not applicable	0		0.00%	
Response Rate: 7 / 17		41.18%		

4. The course materials (e.g., course kits, textbooks, readings, audio visual materials, lab manuals, websites, etc.) helped me achieve the course objectives.

Answers	Frequency	Percentage	Mean:	6.57
7 = Strongly agree	6		85.71%	Median: 7
6 = Agree	0		0.00%	Mode: 7
5 = Somewhat agree	0		0.00%	Std. Dev.: 1.13
4 = Neither agree nor disagree	1		14.29%	Dep. Mean: 6.04
3 = Somewhat disagree	0		0.00%	Fac. Mean: 5.99
2 = Disagree	0		0.00%	
1 = Strongly disagree	0		0.00%	
0 = Not applicable	0		0.00%	
Response Rate: 7 / 17		41.18%		

5. The course activities (e.g., lectures, discussions, simulations, assignments, exercises and presentations, etc.) helped me achieve the course objectives.

Answers	Frequency	Percentage	Mean:	6.86
7 = Strongly agree	6		85.71%	Median: 7
6 = Agree	1		14.29%	Mode: 7
5 = Somewhat agree	0		0.00%	Std. Dev.: 0.38
4 = Neither agree nor disagree	0		0.00%	Dep. Mean: 5.93
3 = Somewhat disagree	0		0.00%	Fac. Mean: 5.93
2 = Disagree	0		0.00%	
1 = Strongly disagree	0		0.00%	
0 = Not applicable	0		0.00%	
Response Rate: 7 / 17		41.18%		

NOTE: When interpreting data, please pay attention to the scales used for the questions. Some questions use a 7-point scale and others may use a 5-point scale.

6. The course tests/exams or final paper/essay were directly related to the course objectives.

Answers	Frequency	Percentage
7 = Strongly agree	7	100.00%
6 = Agree	0	0.00%
5 = Somewhat agree	0	0.00%
4 = Neither agree nor disagree	0	0.00%
3 = Somewhat disagree	0	0.00%
2 = Disagree	0	0.00%
1 = Strongly disagree	0	0.00%
0 = Not applicable	0	0.00%
Response Rate: 7 / 17		41.18%

Mean: 7.00
Median: 7
Mode: 7
Std. Dev.: 0.00
Dep. Mean: 6.32
Fac. Mean: 6.13

7. The course helped me grow intellectually.

Answers	Frequency	Percentage
7 = Strongly agree	6	85.71%
6 = Agree	1	14.29%
5 = Somewhat agree	0	0.00%
4 = Neither agree nor disagree	0	0.00%
3 = Somewhat disagree	0	0.00%
2 = Disagree	0	0.00%
1 = Strongly disagree	0	0.00%
0 = Not applicable	0	0.00%
Response Rate: 7 / 17		41.18%

Mean: 6.86
Median: 7
Mode: 7
Std. Dev.: 0.38
Dep. Mean: 6.02
Fac. Mean: 5.94

8. Was this course mandatory for you?

Answers	Frequency	Percentage
Yes	1	14.29%
Yes, as a choice from a list of required courses	5	71.43%
No	1	14.29%
Response Rate: 7 / 17		41.18%

9. Approximately how many lectures/seminars/sessions of this course did you attend (physically or online)?

NOTE: When interpreting data, please pay attention to the scales used for the questions. Some questions use a 7-point scale and others may use a 5-point scale.

Answers	Frequency	Percentage
All of them	4	57.14%
Almost all of them	3	42.86%
More than half	0	0.00%
About half of them	0	0.00%
Fewer than half of them	0	0.00%
Response Rate: 7 / 17	41.18%	

Evaluation of Course Level Questions

Evaluation of LECT 01

1. The instructor taught the course content (e.g. ideas, concepts, theories) in a well-organized manner.

Answers	Frequency	Percentage
5 = Strongly Agree	5	71.43%
4 = Somewhat Agree	1	14.29%
3 = Neither Agree nor Disagree	0	0.00%
2 = Somewhat Disagree	1	14.29%
1 = Strongly Disagree	0	0.00%
Response Rate: 7 / 17	41.18%	

Mean: 4.43
Median: 5
Mode: 5
Std. Dev.: 1.13
Dep. Mean: 4.44*
Fac. Mean: 4.4*

* This mean is based only on responses received through the online course evaluation (ONCE) system.

2. The instructor used teaching strategies effectively (e.g. examples, case studies, role-play, visuals and, if applicable, technology) to clarify the course content.



Answers	Frequency	Percentage
5 = Strongly Agree	6	85.71%
4 = Somewhat Agree	1	14.29%
3 = Neither Agree nor Disagree	0	0.00%
2 = Somewhat Disagree	0	0.00%
1 = Strongly Disagree	0	0.00%
Response Rate: 7 / 17	41.18%	

Mean: 4.86
Median: 5
Mode: 5
Std. Dev.: 0.38
Dep. Mean: 4.3*
Fac. Mean: 4.33*

* This mean is based only on responses received through the online course evaluation (ONCE) system.

3. The instructor's style of presentation held my interest.


NOTE: When interpreting data, please pay attention to the scales used for the questions. Some questions use a 7-point scale and others may use a 5-point scale.

Answers	Frequency		Percentage
5 = Strongly Agree	6		85.71%
4 = Somewhat Agree	1		14.29%
3 = Neither Agree nor Disagree	0		0.00%
2 = Somewhat Disagree	0		0.00%
1 = Strongly Disagree	0		0.00%
Response Rate: 7 / 17		41.18%	

Mean: 4.86
Median: 5
Mode: 5
Std. Dev.: 0.38
Dep. Mean: 4.01*
Fac. Mean: 4.07*

* This mean is based only on responses received through the online course evaluation (ONCE) system.



4. The instructor provided reasonable opportunities (e.g. office hours, time at the beginning and end of classes, virtual office hours in an online course) for responding to students' questions.

Answers	Frequency		Percentage
5 = Strongly Agree	7		100.00%
4 = Somewhat Agree	0		0.00%
3 = Neither Agree nor Disagree	0		0.00%
2 = Somewhat Disagree	0		0.00%
1 = Strongly Disagree	0		0.00%
Response Rate: 7 / 17		41.18%	

Mean: 5.00
Median: 5
Mode: 5
Std. Dev.: 0.00
Dep. Mean: 4.36*
Fac. Mean: 4.4*

* This mean is based only on responses received through the online course evaluation (ONCE) system.

5. The assignments in this course stimulated my learning of the material.

Answers	Frequency		Percentage
5 = Strongly Agree	6		85.71%
4 = Somewhat Agree	1		14.29%
3 = Neither Agree nor Disagree	0		0.00%
2 = Somewhat Disagree	0		0.00%
1 = Strongly Disagree	0		0.00%
Response Rate: 7 / 17		41.18%	

Mean: 4.86
Median: 5
Mode: 5
Std. Dev.: 0.38
Dep. Mean: 4.26*
Fac. Mean: 4.27*

* This mean is based only on responses received through the online course evaluation (ONCE) system.

6. In this course, I received timely feedback on assignments and assessments.

NOTE: When interpreting data, please pay attention to the scales used for the questions. Some questions use a 7-point scale and others may use a 5-point scale.

Answers	Frequency	Percentage
5 = Strongly Agree	5	71.43%
4 = Somewhat Agree	2	28.57%
3 = Neither Agree nor Disagree	0	0.00%
2 = Somewhat Disagree	0	0.00%
1 = Strongly Disagree	0	0.00%
Response Rate: 7 / 17		41.18%

Mean: 4.71
Median: 5
Mode: 5
Std. Dev.: 0.49
Dep. Mean: 4.13*
Fac. Mean: 4.19*

* This mean is based only on responses received through the online course evaluation (ONCE) system.

7. If applicable in this course, the feedback I received from the instructor on assignments and assessments was constructive and helpful for my learning.

Answers	Frequency	Percentage
5 = Strongly Agree	6	85.71%
4 = Somewhat Agree	0	0.00%
3 = Neither Agree nor Disagree	1	14.29%
2 = Somewhat Disagree	0	0.00%
1 = Strongly Disagree	0	0.00%
Response Rate: 7 / 17		41.18%

Mean: 4.71
Median: 5
Mode: 5
Std. Dev.: 0.76
Dep. Mean: 3.97*
Fac. Mean: 4.08*

* This mean is based only on responses received through the online course evaluation (ONCE) system.

8. The instructor helped me understand the importance and significance of the course content.

Answers	Frequency	Percentage
5 = Strongly Agree	7	100.00%
4 = Somewhat Agree	0	0.00%
3 = Neither Agree nor Disagree	0	0.00%
2 = Somewhat Disagree	0	0.00%
1 = Strongly Disagree	0	0.00%
Response Rate: 7 / 17		41.18%

Mean: 5.00
Median: 5
Mode: 5
Std. Dev.: 0.00
Dep. Mean: 4.27*
Fac. Mean: 4.28*

* This mean is based only on responses received through the online course evaluation (ONCE) system.

9. Overall, the instructor was an effective teacher in this course.

NOTE: When interpreting data, please pay attention to the scales used for the questions. Some questions use a 7-point scale and others may use a 5-point scale.

Answers	Frequency	Percentage
5 = Strongly Agree	6	85.71%
4 = Somewhat Agree	1	14.29%
3 = Neither Agree nor Disagree	0	0.00%
2 = Somewhat Disagree	0	0.00%
1 = Strongly Disagree	0	0.00%
Response Rate: 7 / 17		41.18%

Mean: 4.86
Median: 5
Mode: 5
Std. Dev.: 0.38
Dep. Mean: 4.36*
Fac. Mean: 4.3*

* This mean is based only on responses received through the online course evaluation (ONCE) system.

NOTE: When interpreting data, please pay attention to the scales used for the questions. Some questions use a 7-point scale and others may use a 5-point scale.

ESSAY RESULTS

Essay Results for: AP PHIL 3260 Philosophy of Psychology

Academic Year: 2021

Section(s): M

Response Rate: 14.71% (5/34)

Evaluation of LECT 01

1) What would be your suggestions to improve this course?

- I would suggest a secondary course meeting time per week to allow for the thought provoking conversations and lessons facilitated in class. I believe a few days between lectures would provide time for consolidation of material as well as opportunity for critical thinking. Perhaps reducing the course readings may also benefit future students.

Instructor: Javier Gomez-Lavin

- better pdf scan

Instructor: Javier Gomez-Lavin

- More organized syllabus

Instructor: Javier Gomez-Lavin

- Expand on more philosophical topics rather than focusing on one person's perspective for multiple weeks. The elements of psychology and philosophy could have been better implemented and blended together.

Instructor: Javier Gomez-Lavin

2) Do you have any additional comments about this course, including labs or other features if applicable?

- I greatly enjoyed this course and looked forward to lectures with the professor. A lively and passionate instructor with a great deal of knowledge in the subject area, in-class and online course meetings were engaging and thought-provoking.

Instructor: Javier Gomez-Lavin

- n/a

Instructor: Javier Gomez-Lavin

- I wish I had gotten feedback sooner on my midterm assignment to know how I am doing in the course. The deadline to receive a W is approaching and I was told I would have my mark weeks ago.

Instructor: Javier Gomez-Lavin

- N/A

Instructor: Javier Gomez-Lavin

3) Do you have any other observations or comments about the course instructor, lab leader, teaching assistant or marker/grader that you wish to add?

- Good course content made engaging with a great professor.

Instructor: Javier Gomez-Lavin

- The professor is passionate about his teachings. His personality impressed the students in general.

Instructor: Javier Gomez-Lavin

- Professor Gomez-Lavin constantly kept students engaged, and he wanted every single one to succeed in his course. He always paused during lectures to ask if anyone needed extra clarification and always provided it in a clear and helpful way. He willingly stayed back after class to help answer questions as well. He presented challenging material in a way that was interesting to study and easy to remember. Overall, Professor Gomez-Lavin is an outstanding professor.

Instructor: Javier Gomez-Lavin

NUMERIC RESULTS

Numeric Results for: AP PHIL 3260 Philosophy of Psychology

Academic Year: 2021




Section(s): M

Response Rate: 14.71% (5/34)

Instructor: Javier Gomez-Lavin




Evaluation of Core Institutional Questions

1. A comprehensive roadmap of the course (i.e., a syllabus or course outline, a breakdown with topics, assignments and exams etc.) was provided.

Answers	Frequency	Percentage
7 = Strongly agree	3 	60.00%
6 = Agree	1 	20.00%
5 = Somewhat agree	0	0.00%
4 = Neither agree nor disagree	0	0.00%
3 = Somewhat disagree	0	0.00%
2 = Disagree	1 	20.00%
1 = Strongly disagree	0	0.00%
0 = Not applicable	0	0.00%
Response Rate: 5 / 34	14.71%	

Mean: 5.80
Median: 7
Mode: 7
Std. Dev.: 2.17
Dep. Mean: Unknown Mean
Fac. Mean: Unknown Mean



2. The roadmap provided was mostly followed.

Answers	Frequency	Percentage
7 = Strongly agree	1 	20.00%
6 = Agree	3 	60.00%
5 = Somewhat agree	0	0.00%
4 = Neither agree nor disagree	1 	20.00%
3 = Somewhat disagree	0	0.00%
2 = Disagree	0	0.00%
1 = Strongly disagree	0	0.00%
0 = Not applicable	0	0.00%
Response Rate: 5 / 34	14.71%	

Mean: 5.80
Median: 6
Mode: 6
Std. Dev.: 1.10
Dep. Mean: Unknown Mean
Fac. Mean: Unknown Mean



NOTE: When interpreting data, please pay attention to the scales used for the questions. Some questions use a 7-point scale and others may use a 5-point scale.

3. Important policies and procedures (e.g., attendance, participation, missed tests, late assignments, contacting instructors, etc.) were stated in the course outline.

Answers	Frequency	Percentage
7 = Strongly agree	4 	80.00%
6 = Agree	0	0.00%
5 = Somewhat agree	0	0.00%
4 = Neither agree nor disagree	1 	20.00%
3 = Somewhat disagree	0	0.00%
2 = Disagree	0	0.00%
1 = Strongly disagree	0	0.00%
0 = Not applicable	0	0.00%
Response Rate: 5 / 34		14.71%




Mean: 6.40
Median: 7
Mode: 7
Std. Dev.: 1.34
Dep. Mean: Unknown Mean
Fac. Mean: Unknown Mean

4. The course materials (e.g., course kits, textbooks, readings, audio visual materials, lab manuals, websites, etc.) helped me achieve the course objectives.

Answers	Frequency	Percentage
7 = Strongly agree	1 	20.00%
6 = Agree	4 	80.00%
5 = Somewhat agree	0	0.00%
4 = Neither agree nor disagree	0	0.00%
3 = Somewhat disagree	0	0.00%
2 = Disagree	0	0.00%
1 = Strongly disagree	0	0.00%
0 = Not applicable	0	0.00%
Response Rate: 5 / 34		14.71%

Mean: 6.20
Median: 6
Mode: 6
Std. Dev.: 0.45
Dep. Mean: Unknown Mean
Fac. Mean: Unknown Mean

5. The course activities (e.g., lectures, discussions, simulations, assignments, exercises and presentations, etc.) helped me achieve the course objectives.

Answers	Frequency	Percentage
7 = Strongly agree	3 	60.00%
6 = Agree	1 	20.00%
5 = Somewhat agree	0	0.00%
4 = Neither agree nor disagree	0	0.00%
3 = Somewhat disagree	0	0.00%
2 = Disagree	1 	20.00%
1 = Strongly disagree	0	0.00%
0 = Not applicable	0	0.00%
Response Rate: 5 / 34		14.71%

Mean: 5.80
Median: 7
Mode: 7
Std. Dev.: 2.17
Dep. Mean: Unknown Mean
Fac. Mean: Unknown Mean

NOTE: When interpreting data, please pay attention to the scales used for the questions. Some questions use a 7-point scale and others may use a 5-point scale.

6. The course tests/exams or final paper/essay were directly related to the course objectives.

Answers	Frequency	Percentage
7 = Strongly agree	2	40.00%
6 = Agree	3	60.00%
5 = Somewhat agree	0	0.00%
4 = Neither agree nor disagree	0	0.00%
3 = Somewhat disagree	0	0.00%
2 = Disagree	0	0.00%
1 = Strongly disagree	0	0.00%
0 = Not applicable	0	0.00%
Response Rate: 5 / 34		14.71%

Mean: 6.40
Median: 6
Mode: 6
Std. Dev.: 0.55
Dep. Mean: Unknown Mean
Fac. Mean: Unknown Mean

7. The course helped me grow intellectually.

Answers	Frequency	Percentage
7 = Strongly agree	3	60.00%
6 = Agree	1	20.00%
5 = Somewhat agree	1	20.00%
4 = Neither agree nor disagree	0	0.00%
3 = Somewhat disagree	0	0.00%
2 = Disagree	0	0.00%
1 = Strongly disagree	0	0.00%
0 = Not applicable	0	0.00%
Response Rate: 5 / 34		14.71%

Mean: 6.40
Median: 7
Mode: 7
Std. Dev.: 0.89
Dep. Mean: Unknown Mean
Fac. Mean: Unknown Mean

8. Was this course mandatory for you?

Answers	Frequency	Percentage
Yes	3	60.00%
Yes, as a choice from a list of required courses	0	0.00%
No	2	40.00%
Response Rate: 5 / 34		14.71%

9. Approximately how many lectures/seminars/sessions of this course did you attend (physically or online)?

NOTE: When interpreting data, please pay attention to the scales used for the questions. Some questions use a 7-point scale and others may use a 5-point scale.

Answers	Frequency	Percentage
All of them	4	80.00%
Almost all of them	1	20.00%
More than half	0	0.00%
About half of them	0	0.00%
Fewer than half of them	0	0.00%
Response Rate: 5 / 34		14.71%

Evaluation of Course Level Questions

Evaluation of LECT 01

1. The instructor taught the course content (e.g. ideas, concepts, theories) in a well-organized manner.

Answers	Frequency	Percentage
5 = Strongly Agree	2	40.00%
4 = Somewhat Agree	3	60.00%
3 = Neither Agree nor Disagree	0	0.00%
2 = Somewhat Disagree	0	0.00%
1 = Strongly Disagree	0	0.00%
Response Rate: 5 / 34		14.71%

Mean: 4.40
Median: 4
Mode: 4
Std. Dev.: 0.55
Dep. Mean: Unknown Mean*
Fac. Mean: Unknown Mean*

* This mean is based only on responses received through the online course evaluation (ONCE) system.

2. The instructor used teaching strategies effectively (e.g. examples, case studies, role-play, visuals and, if applicable, technology) to clarify the course content.


Answers	Frequency	Percentage
5 = Strongly Agree	5	100.00%
4 = Somewhat Agree	0	0.00%
3 = Neither Agree nor Disagree	0	0.00%
2 = Somewhat Disagree	0	0.00%
1 = Strongly Disagree	0	0.00%
Response Rate: 5 / 34		14.71%

Mean: 5.00
Median: 5
Mode: 5
Std. Dev.: 0.00
Dep. Mean: Unknown Mean*
Fac. Mean: Unknown Mean*

* This mean is based only on responses received through the online course evaluation (ONCE) system.

3. The instructor's style of presentation held my interest.




NOTE: When interpreting data, please pay attention to the scales used for the questions. Some questions use a 7-point scale and others may use a 5-point scale.

Answers	Frequency		Percentage
5 = Strongly Agree	5		100.00%
4 = Somewhat Agree	0		0.00%
3 = Neither Agree nor Disagree	0		0.00%
2 = Somewhat Disagree	0		0.00%
1 = Strongly Disagree	0		0.00%
Response Rate: 5 / 34		14.71%	

Mean: 5.00
Median: 5
Mode: 5
Std. Dev.: 0.00
Dep. Mean: Unknown Mean*
Fac. Mean: Unknown Mean*

* This mean is based only on responses received through the online course evaluation (ONCE) system.




4. The instructor provided reasonable opportunities (e.g. office hours, time at the beginning and end of classes, virtual office hours in an online course) for responding to students' questions.

Answers	Frequency		Percentage
5 = Strongly Agree	2		40.00%
4 = Somewhat Agree	1		20.00%
3 = Neither Agree nor Disagree	2		40.00%
2 = Somewhat Disagree	0		0.00%
1 = Strongly Disagree	0		0.00%
Response Rate: 5 / 34		14.71%	

Mean: 4.00
Median: 4
Mode: 3, 5
Std. Dev.: 1.00
Dep. Mean: Unknown Mean*
Fac. Mean: Unknown Mean*

* This mean is based only on responses received through the online course evaluation (ONCE) system.

5. The assignments in this course stimulated my learning of the material.




Answers	Frequency		Percentage
5 = Strongly Agree	3		60.00%
4 = Somewhat Agree	1		20.00%
3 = Neither Agree nor Disagree	1		20.00%
2 = Somewhat Disagree	0		0.00%
1 = Strongly Disagree	0		0.00%
Response Rate: 5 / 34		14.71%	

Mean: 4.40
Median: 5
Mode: 5
Std. Dev.: 0.89
Dep. Mean: Unknown Mean*
Fac. Mean: Unknown Mean*

* This mean is based only on responses received through the online course evaluation (ONCE) system.

6. In this course, I received timely feedback on assignments and assessments.



NOTE: When interpreting data, please pay attention to the scales used for the questions. Some questions use a 7-point scale and others may use a 5-point scale.

Answers	Frequency	Percentage
5 = Strongly Agree	1 	20.00%
4 = Somewhat Agree	3 	60.00%
3 = Neither Agree nor Disagree	0	0.00%
2 = Somewhat Disagree	0	0.00%
1 = Strongly Disagree	1 	20.00%
Response Rate: 5 / 34	14.71%	

Mean: 3.60
Median: 4
Mode: 4
Std. Dev.: 1.52
Dep. Mean: Unknown Mean*
Fac. Mean: Unknown Mean*

* This mean is based only on responses received through the online course evaluation (ONCE) system.



7. If applicable in this course, the feedback I received from the instructor on assignments and assessments was constructive and helpful for my learning.

Answers	Frequency	Percentage
5 = Strongly Agree	0	0.00%
4 = Somewhat Agree	4 	80.00%
3 = Neither Agree nor Disagree	0	0.00%
2 = Somewhat Disagree	0	0.00%
1 = Strongly Disagree	1 	20.00%
Response Rate: 5 / 34	14.71%	

Mean: 3.40
Median: 4
Mode: 4
Std. Dev.: 1.34
Dep. Mean: Unknown Mean*
Fac. Mean: Unknown Mean*

* This mean is based only on responses received through the online course evaluation (ONCE) system.

8. The instructor helped me understand the importance and significance of the course content.



Answers	Frequency	Percentage
5 = Strongly Agree	2 	40.00%
4 = Somewhat Agree	3 	60.00%
3 = Neither Agree nor Disagree	0	0.00%
2 = Somewhat Disagree	0	0.00%
1 = Strongly Disagree	0	0.00%
Response Rate: 5 / 34	14.71%	

Mean: 4.40
Median: 4
Mode: 4
Std. Dev.: 0.55
Dep. Mean: Unknown Mean*
Fac. Mean: Unknown Mean*

* This mean is based only on responses received through the online course evaluation (ONCE) system.

9. Overall, the instructor was an effective teacher in this course.

NOTE: When interpreting data, please pay attention to the scales used for the questions. Some questions use a 7-point scale and others may use a 5-point scale.

Answers	Frequency	Percentage
5 = Strongly Agree	4 	80.00%
4 = Somewhat Agree	0	0.00%
3 = Neither Agree nor Disagree	1 	20.00%
2 = Somewhat Disagree	0	0.00%
1 = Strongly Disagree	0	0.00%
Response Rate: 5 / 34		14.71%

Mean: 4.60
Median: 5
Mode: 5
Std. Dev.: 0.89
Dep. Mean: Unknown Mean*
Fac. Mean: Unknown Mean*

* This mean is based only on responses received through the online course evaluation (ONCE) system.

NOTE: When interpreting data, please pay attention to the scales used for the questions. Some questions use a 7-point scale and others may use a 5-point scale.

ESSAY RESULTS

Essay Results for: AP PHIL 3750 Philosophy of Artificial Intelligence

Academic Year: 2021

Section(s): N

Response Rate: 16.67% (6/36)

Evaluation of LECT 01

1) What would be your suggestions to improve this course?

- Instead of a 3 hour time block, shorter sessions like two 1.5 hour lecture blocks would be more appropriate.

Instructor: Javier Gomez-Lavin

- The course and instructor are great

Instructor: Javier Gomez-Lavin

- More lessons that are not entirely focused on the readings. The readings were very dense and very hard to understand, and the lectures were not entirely helpful in explaining them. I believe less readings and more teaching would be effective rather than just reiterating the readings in class.

Instructor: Javier Gomez-Lavin

- I thought it was a great introduction course. Well balanced with basic AI knowledge and important considerations for future AI research.

Instructor: Javier Gomez-Lavin

- The course itself has very little to be improved upon. The conditions of the course, on the other hand, could have provided the students with a more conducive learning environment. The classroom that was assigned was poorly designed (the blackboard layout made it difficult for many students to view what was written on them from various angles), and there was a lot of sound that travelled through the walls and door.

Instructor: Javier Gomez-Lavin

- I can't think of any suggestions for improvement without being extremely nitpicky.

Instructor: Javier Gomez-Lavin

2) Do you have any additional comments about this course, including labs or other features if applicable?

- n/a

Instructor: Javier Gomez-Lavin

- No

Instructor: Javier Gomez-Lavin

- n/a

Instructor: Javier Gomez-Lavin

- It was a great course

Instructor: Javier Gomez-Lavin

- This course could certainly benefit from having a TA - just another person that the students could reach out to if/when reaching out to the professor is difficult.

Instructor: Javier Gomez-Lavin

- Nope.

Instructor: Javier Gomez-Lavin

3) **Do you have any other observations or comments about the course instructor, lab leader, teaching assistant or marker/grader that you wish to add?**

- Course instructor should have a TA to help grade the essays.

Instructor: Javier Gomez-Lavin

- The course is super interesting and the professor was perfect to teach it well

Instructor: Javier Gomez-Lavin

- n/a

Instructor: Javier Gomez-Lavin

- Professor Gomez-Lavin is engaging and encourages class participation more than most professors. This makes learning fun, but also because students are encouraged to participate they become more comfortable with speaking and ultimately the discussions are richer, and students more likely to ask questions or clarify their understanding of the subject.

Instructor: Javier Gomez-Lavin

- The professor's teaching style made it easy for students to feel engaged with the material, whilst also retaining what was being taught fairly easily. Great course taught by a great professor! Would highly recommend!

Instructor: Javier Gomez-Lavin

- The course was taught in an effective manner; material throughout the year transitioned well into its following week. The instructor really gave us all the tools we needed to succeed.

Instructor: Javier Gomez-Lavin

NUMERIC RESULTS

Numeric Results for: AP PHIL 3750 Philosophy of Artificial Intelligence

Academic Year: 2021



Section(s): N

Response Rate: 16.67% (6/36)

Instructor: Javier Gomez-Lavin



Evaluation of Core Institutional Questions

1. A comprehensive roadmap of the course (i.e., a syllabus or course outline, a breakdown with topics, assignments and exams etc.) was provided.

Answers	Frequency	Percentage
7 = Strongly agree	5 	83.33%
6 = Agree	0	0.00%
5 = Somewhat agree	1 	16.67%
4 = Neither agree nor disagree	0	0.00%
3 = Somewhat disagree	0	0.00%
2 = Disagree	0	0.00%
1 = Strongly disagree	0	0.00%
0 = Not applicable	0	0.00%
Response Rate: 6 / 36		16.67%

Mean: 6.67
Median: 7.0
Mode: 7
Std. Dev.: 0.82
Dep. Mean: Unknown Mean
Fac. Mean: Unknown Mean



2. The roadmap provided was mostly followed.

Answers	Frequency	Percentage
7 = Strongly agree	4 	66.67%
6 = Agree	2 	33.33%
5 = Somewhat agree	0	0.00%
4 = Neither agree nor disagree	0	0.00%
3 = Somewhat disagree	0	0.00%
2 = Disagree	0	0.00%
1 = Strongly disagree	0	0.00%
0 = Not applicable	0	0.00%
Response Rate: 6 / 36		16.67%

Mean: 6.67
Median: 7.0
Mode: 7
Std. Dev.: 0.52
Dep. Mean: Unknown Mean
Fac. Mean: Unknown Mean



NOTE: When interpreting data, please pay attention to the scales used for the questions. Some questions use a 7-point scale and others may use a 5-point scale.

3. Important policies and procedures (e.g., attendance, participation, missed tests, late assignments, contacting instructors, etc.) were stated in the course outline.

Answers	Frequency	Percentage
7 = Strongly agree	4 	66.67%
6 = Agree	2 	33.33%
5 = Somewhat agree	0	0.00%
4 = Neither agree nor disagree	0	0.00%
3 = Somewhat disagree	0	0.00%
2 = Disagree	0	0.00%
1 = Strongly disagree	0	0.00%
0 = Not applicable	0	0.00%
Response Rate: 6 / 36		16.67%



Mean: 6.67
Median: 7.0
Mode: 7
Std. Dev.: 0.52
Dep. Mean: Unknown Mean
Fac. Mean: Unknown Mean

4. The course materials (e.g., course kits, textbooks, readings, audio visual materials, lab manuals, websites, etc.) helped me achieve the course objectives.

Answers	Frequency	Percentage
7 = Strongly agree	5 	83.33%
6 = Agree	1 	16.67%
5 = Somewhat agree	0	0.00%
4 = Neither agree nor disagree	0	0.00%
3 = Somewhat disagree	0	0.00%
2 = Disagree	0	0.00%
1 = Strongly disagree	0	0.00%
0 = Not applicable	0	0.00%
Response Rate: 6 / 36		16.67%

Mean: 6.83
Median: 7.0
Mode: 7
Std. Dev.: 0.41
Dep. Mean: Unknown Mean
Fac. Mean: Unknown Mean

5. The course activities (e.g., lectures, discussions, simulations, assignments, exercises and presentations, etc.) helped me achieve the course objectives.

Answers	Frequency	Percentage
7 = Strongly agree	4 	66.67%
6 = Agree	2 	33.33%
5 = Somewhat agree	0	0.00%
4 = Neither agree nor disagree	0	0.00%
3 = Somewhat disagree	0	0.00%
2 = Disagree	0	0.00%
1 = Strongly disagree	0	0.00%
0 = Not applicable	0	0.00%
Response Rate: 6 / 36		16.67%

Mean: 6.67
Median: 7.0
Mode: 7
Std. Dev.: 0.52
Dep. Mean: Unknown Mean
Fac. Mean: Unknown Mean

NOTE: When interpreting data, please pay attention to the scales used for the questions. Some questions use a 7-point scale and others may use a 5-point scale.

6. The course tests/exams or final paper/essay were directly related to the course objectives.

Answers	Frequency	Percentage
7 = Strongly agree	6	100.00%
6 = Agree	0	0.00%
5 = Somewhat agree	0	0.00%
4 = Neither agree nor disagree	0	0.00%
3 = Somewhat disagree	0	0.00%
2 = Disagree	0	0.00%
1 = Strongly disagree	0	0.00%
0 = Not applicable	0	0.00%
Response Rate: 6 / 36		16.67%

Mean: 7.00
Median: 7.0
Mode: 7
Std. Dev.: 0.00
Dep. Mean: Unknown Mean
Fac. Mean: Unknown Mean

7. The course helped me grow intellectually.

Answers	Frequency	Percentage
7 = Strongly agree	3	50.00%
6 = Agree	3	50.00%
5 = Somewhat agree	0	0.00%
4 = Neither agree nor disagree	0	0.00%
3 = Somewhat disagree	0	0.00%
2 = Disagree	0	0.00%
1 = Strongly disagree	0	0.00%
0 = Not applicable	0	0.00%
Response Rate: 6 / 36		16.67%




Mean: 6.50
Median: 6.5
Mode: 6, 7
Std. Dev.: 0.55
Dep. Mean: Unknown Mean
Fac. Mean: Unknown Mean

8. Was this course mandatory for you?

Answers	Frequency	Percentage
Yes	3	50.00%
Yes, as a choice from a list of required courses	1	16.67%
No	2	33.33%
Response Rate: 6 / 36		16.67%

9. Approximately how many lectures/seminars/sessions of this course did you attend (physically or online)?




NOTE: When interpreting data, please pay attention to the scales used for the questions. Some questions use a 7-point scale and others may use a 5-point scale.

Answers	Frequency	Percentage
All of them	4 	66.67%
Almost all of them	1 	16.67%
More than half	1 	16.67%
About half of them	0	0.00%
Fewer than half of them	0	0.00%
Response Rate: 6 / 36	16.67%	

Evaluation of Course Level Questions

Evaluation of LECT 01



1. The instructor taught the course content (e.g. ideas, concepts, theories) in a well-organized manner.

Answers	Frequency	Percentage
5 = Strongly Agree	3 	50.00%
4 = Somewhat Agree	2 	33.33%
3 = Neither Agree nor Disagree	0	0.00%
2 = Somewhat Disagree	1 	16.67%
1 = Strongly Disagree	0	0.00%
Response Rate: 6 / 36	16.67%	

Mean: 4.17
Median: 4.5
Mode: 5
Std. Dev.: 1.17
Dep. Mean: Unknown Mean*
Fac. Mean: Unknown Mean*

* This mean is based only on responses received through the online course evaluation (ONCE) system.

2. The instructor used teaching strategies effectively (e.g. examples, case studies, role-play, visuals and, if applicable, technology) to clarify the course content.

Answers	Frequency	Percentage
5 = Strongly Agree	4 	66.67%
4 = Somewhat Agree	2 	33.33%
3 = Neither Agree nor Disagree	0	0.00%
2 = Somewhat Disagree	0	0.00%
1 = Strongly Disagree	0	0.00%
Response Rate: 6 / 36	16.67%	

Mean: 4.67
Median: 5.0
Mode: 5
Std. Dev.: 0.52
Dep. Mean: Unknown Mean*
Fac. Mean: Unknown Mean*

* This mean is based only on responses received through the online course evaluation (ONCE) system.

3. The instructor's style of presentation held my interest.

NOTE: When interpreting data, please pay attention to the scales used for the questions. Some questions use a 7-point scale and others may use a 5-point scale.

Answers	Frequency	Percentage
5 = Strongly Agree	5	83.33%
4 = Somewhat Agree	1	16.67%
3 = Neither Agree nor Disagree	0	0.00%
2 = Somewhat Disagree	0	0.00%
1 = Strongly Disagree	0	0.00%
Response Rate: 6 / 36		16.67%

Mean: 4.83
Median: 5.0
Mode: 5
Std. Dev.: 0.41
Dep. Mean: Unknown Mean*
Fac. Mean: Unknown Mean*

* This mean is based only on responses received through the online course evaluation (ONCE) system.

4. The instructor provided reasonable opportunities (e.g. office hours, time at the beginning and end of classes, virtual office hours in an online course) for responding to students' questions.

Answers	Frequency	Percentage
5 = Strongly Agree	6	100.00%
4 = Somewhat Agree	0	0.00%
3 = Neither Agree nor Disagree	0	0.00%
2 = Somewhat Disagree	0	0.00%
1 = Strongly Disagree	0	0.00%
Response Rate: 6 / 36		16.67%

Mean: 5.00
Median: 5.0
Mode: 5
Std. Dev.: 0.00
Dep. Mean: Unknown Mean*
Fac. Mean: Unknown Mean*

* This mean is based only on responses received through the online course evaluation (ONCE) system.

5. The assignments in this course stimulated my learning of the material.

Answers	Frequency	Percentage
5 = Strongly Agree	4	66.67%
4 = Somewhat Agree	2	33.33%
3 = Neither Agree nor Disagree	0	0.00%
2 = Somewhat Disagree	0	0.00%
1 = Strongly Disagree	0	0.00%
Response Rate: 6 / 36		16.67%

Mean: 4.67
Median: 5.0
Mode: 5
Std. Dev.: 0.52
Dep. Mean: Unknown Mean*
Fac. Mean: Unknown Mean*

* This mean is based only on responses received through the online course evaluation (ONCE) system.

6. In this course, I received timely feedback on assignments and assessments.

NOTE: When interpreting data, please pay attention to the scales used for the questions. Some questions use a 7-point scale and others may use a 5-point scale.

Answers	Frequency	Percentage
5 = Strongly Agree	3	50.00%
4 = Somewhat Agree	1	16.67%
3 = Neither Agree nor Disagree	0	0.00%
2 = Somewhat Disagree	1	16.67%
1 = Strongly Disagree	1	16.67%
Response Rate: 6 / 36		16.67%

Mean: 3.67
Median: 4.5
Mode: 5
Std. Dev.: 1.75
Dep. Mean: Unknown Mean*
Fac. Mean: Unknown Mean*

* This mean is based only on responses received through the online course evaluation (ONCE) system.

7. If applicable in this course, the feedback I received from the instructor on assignments and assessments was constructive and helpful for my learning.

Answers	Frequency	Percentage
5 = Strongly Agree	3	50.00%
4 = Somewhat Agree	1	16.67%
3 = Neither Agree nor Disagree	1	16.67%
2 = Somewhat Disagree	1	16.67%
1 = Strongly Disagree	0	0.00%
Response Rate: 6 / 36		16.67%

Mean: 4.00
Median: 4.5
Mode: 5
Std. Dev.: 1.26
Dep. Mean: Unknown Mean*
Fac. Mean: Unknown Mean*

* This mean is based only on responses received through the online course evaluation (ONCE) system.

8. The instructor helped me understand the importance and significance of the course content.


Answers	Frequency	Percentage
5 = Strongly Agree	5	83.33%
4 = Somewhat Agree	1	16.67%
3 = Neither Agree nor Disagree	0	0.00%
2 = Somewhat Disagree	0	0.00%
1 = Strongly Disagree	0	0.00%
Response Rate: 6 / 36		16.67%

Mean: 4.83
Median: 5.0
Mode: 5
Std. Dev.: 0.41
Dep. Mean: Unknown Mean*
Fac. Mean: Unknown Mean*

* This mean is based only on responses received through the online course evaluation (ONCE) system.

9. Overall, the instructor was an effective teacher in this course.

NOTE: When interpreting data, please pay attention to the scales used for the questions. Some questions use a 7-point scale and others may use a 5-point scale.

Answers	Frequency		Percentage
5 = Strongly Agree	6		100.00%
4 = Somewhat Agree	0		0.00%
3 = Neither Agree nor Disagree	0		0.00%
2 = Somewhat Disagree	0		0.00%
1 = Strongly Disagree	0		0.00%
Response Rate: 6 / 36		16.67%	

Mean: 5.00
Median: 5.0
Mode: 5
Std. Dev.: 0.00
Dep. Mean: Unknown Mean*
Fac. Mean: Unknown Mean*

* This mean is based only on responses received through the online course evaluation (ONCE) system.

NOTE: When interpreting data, please pay attention to the scales used for the questions. Some questions use a 7-point scale and others may use a 5-point scale.

ESSAY RESULTS

Essay Results for: AP PHIL 4082 Philosophy of Cognitive Science

Academic Year: 2021

Section(s): N

Response Rate: 42.86% (6/14)

Evaluation of ONLN 01

1) **Which features of the course (e.g. website, lecture-capture, discussion forum, chat, etc) would you say contributed the most to support your learning in this course?**

- Perusall was used in this class. I HIGHLY recommend perusall for ANY fully online course which is reading focused. The reading gets done, its innovative, and I actually know peoples names given that we interact through the annotations. EVERY fully online course which wants students to do readings should be using this tool.

This application is even helpful in lower level courses where the professor wants students to actually do the readings. Students like that it and the papers are free, that its online, and that we actually get to interact with each other. Plus, annotations and note taking on readings is encouraged and we know that this is a key to actual retention and understanding of material. Fabulous execution on the course structure in this way. Way better than online classes which just post stuff to eclass.

Instructor: Javier Gomez-Lavin

- I really like Perusall and would be happy to use it again in a class. It is much better than doing forum posts on eclass, it is far more engaging and interactive than eclass and better in maintaining open communication about the class content with other students. It was the perfect website for a seminar course and I hope that I can use it again in the future.

Instructor: Javier Gomez-Lavin

- annotations

Instructor: Javier Gomez-Lavin

- Discussion forum

Instructor: Javier Gomez-Lavin

- Perusall

Instructor: Javier Gomez-Lavin

- To start, the readings were really interesting and the connection between the different weeks of material we were presented was very evident and I liked that it was linear and concise. The website we used in class also really aided in my understanding of the material we were presented with because I got to see firsthand what parts of the readings my classmates understood and didn't understand. I also really enjoyed the collective experience of working together in understanding the material as a group without the pressure of knowing all the answers! The website we used also helped me stay on top of my readings because of the nature of being graded on annotating our readings every week. Personally, I think the biggest factor in why I enjoyed this new format in learning is because of its go-at-your-own pace set-up.

Instructor: Javier Gomez-Lavin

2) What would be your suggestions to improve this course?

- Essay topic more structured (from list etc). Also essay worth less percentage. I would encourage complementing the weekly perusal annotations with posted videos or live q & a sections. Without this, it feels a bit disconnected from the professor which is unfortunate as this field is right up their area of expertise and would be super interesting to have meaningful discussion/interaction with them. Understood that the goal of this course was to be "hands off" but because of this, this is actually a downside to the course.

Instructor: Javier Gomez-Lavin

- short videos of the topics & ideas being discussed. would help tie everything together even if it was an hour video

Instructor: Javier Gomez-Lavin

- None

Instructor: Javier Gomez-Lavin

- I think the biggest improvement to this course would be to make it a hybrid course so we can put faces to the comments (referencing our collective annotating assignments).

Instructor: Javier Gomez-Lavin

3) Do you have any additional comments about this course, including labs or other features if applicable?

- None

Instructor: Javier Gomez-Lavin

- the website persual was great

Instructor: Javier Gomez-Lavin

- No

Instructor: Javier Gomez-Lavin

- I appreciated the outlines that were given for our final paper and that the grading for our final paper was broken down into mini assignments.

Instructor: Javier Gomez-Lavin

4) Do you have any other observations or comments about the course instructor, lab leader, teaching assistant or marker/grader that you wish to add?

- None

Instructor: Javier Gomez-Lavin

- Professor Gomez-Lavin is great, I hope I can take more of his courses in the future. His teaching style is incredibly helpful, he organized individual meetings with students three times over the semester to help keep us on track and help us with any course content and Perusall is hands down the best website I have had to use for a class.

Instructor: Javier Gomez-Lavin

- very nice and fun guy to talk to. i wish he answered his emails more timely.

Instructor: Javier Gomez-Lavin

- No

Instructor: Javier Gomez-Lavin

NUMERIC RESULTS

Numeric Results for: AP PHIL 4082 Philosophy of Cognitive Science

Academic Year: 2021


Section(s): N

Response Rate: 42.86% (6/14)

Instructor: Javier Gomez-Lavin



Evaluation of Core Institutional Questions

1. A comprehensive roadmap of the course (i.e., a syllabus or course outline, a breakdown with topics, assignments and exams etc.) was provided.

Answers	Frequency	Percentage
7 = Strongly agree	6 	100.00%
6 = Agree	0	0.00%
5 = Somewhat agree	0	0.00%
4 = Neither agree nor disagree	0	0.00%
3 = Somewhat disagree	0	0.00%
2 = Disagree	0	0.00%
1 = Strongly disagree	0	0.00%
0 = Not applicable	0	0.00%
Response Rate: 6 / 14		42.86%



Mean: 7.00
Median: 7.0
Mode: 7
Std. Dev.: 0.00
Dep. Mean: Unknown Mean
Fac. Mean: Unknown Mean

2. The roadmap provided was mostly followed.

Answers	Frequency	Percentage
7 = Strongly agree	5 	83.33%
6 = Agree	0	0.00%
5 = Somewhat agree	1 	16.67%
4 = Neither agree nor disagree	0	0.00%
3 = Somewhat disagree	0	0.00%
2 = Disagree	0	0.00%
1 = Strongly disagree	0	0.00%
0 = Not applicable	0	0.00%
Response Rate: 6 / 14		42.86%



Mean: 6.67
Median: 7.0
Mode: 7
Std. Dev.: 0.82
Dep. Mean: Unknown Mean
Fac. Mean: Unknown Mean

3. Important policies and procedures (e.g., attendance, participation, missed tests, late assignments, contacting instructors, etc.) were stated in the course outline.

Answers	Frequency	Percentage
7 = Strongly agree	5 	83.33%
6 = Agree	1 	16.67%
5 = Somewhat agree	0	0.00%
4 = Neither agree nor disagree	0	0.00%
3 = Somewhat disagree	0	0.00%
2 = Disagree	0	0.00%
1 = Strongly disagree	0	0.00%
0 = Not applicable	0	0.00%
Response Rate: 6 / 14		42.86%




Mean: 6.83
Median: 7.0
Mode: 7
Std. Dev.: 0.41
Dep. Mean: Unknown Mean
Fac. Mean: Unknown Mean

4. The course materials (e.g., course kits, textbooks, readings, audio visual materials, lab manuals, websites, etc.) helped me achieve the course objectives.

Answers	Frequency	Percentage
7 = Strongly agree	5 	83.33%
6 = Agree	0	0.00%
5 = Somewhat agree	0	0.00%
4 = Neither agree nor disagree	1 	16.67%
3 = Somewhat disagree	0	0.00%
2 = Disagree	0	0.00%
1 = Strongly disagree	0	0.00%
0 = Not applicable	0	0.00%
Response Rate: 6 / 14		42.86%

Mean: 6.50
Median: 7.0
Mode: 7
Std. Dev.: 1.22
Dep. Mean: Unknown Mean
Fac. Mean: Unknown Mean




5. The course activities (e.g., lectures, discussions, simulations, assignments, exercises and presentations, etc.) helped me achieve the course objectives.

Answers	Frequency	Percentage
7 = Strongly agree	4 	66.67%
6 = Agree	1 	16.67%
5 = Somewhat agree	1 	16.67%
4 = Neither agree nor disagree	0	0.00%
3 = Somewhat disagree	0	0.00%
2 = Disagree	0	0.00%
1 = Strongly disagree	0	0.00%
0 = Not applicable	0	0.00%
Response Rate: 6 / 14		42.86%

Mean: 6.50
Median: 7.0
Mode: 7
Std. Dev.: 0.84
Dep. Mean: Unknown Mean
Fac. Mean: Unknown Mean



NOTE: When interpreting data, please pay attention to the scales used for the questions. Some questions use a 7-point scale and others may use a 5-point scale.

6. The course tests/exams or final paper/essay were directly related to the course objectives.

Answers	Frequency	Percentage
7 = Strongly agree	4 	66.67%
6 = Agree	1 	16.67%
5 = Somewhat agree	1 	16.67%
4 = Neither agree nor disagree	0	0.00%
3 = Somewhat disagree	0	0.00%
2 = Disagree	0	0.00%
1 = Strongly disagree	0	0.00%
0 = Not applicable	0	0.00%
Response Rate: 6 / 14	42.86%	



Mean: 6.50
Median: 7.0
Mode: 7
Std. Dev.: 0.84
Dep. Mean: Unknown Mean
Fac. Mean: Unknown Mean

7. The course helped me grow intellectually.

Answers	Frequency	Percentage
7 = Strongly agree	5 	83.33%
6 = Agree	0	0.00%
5 = Somewhat agree	0	0.00%
4 = Neither agree nor disagree	0	0.00%
3 = Somewhat disagree	1 	16.67%
2 = Disagree	0	0.00%
1 = Strongly disagree	0	0.00%
0 = Not applicable	0	0.00%
Response Rate: 6 / 14	42.86%	

Mean: 6.33
Median: 7.0
Mode: 7
Std. Dev.: 1.63
Dep. Mean: Unknown Mean
Fac. Mean: Unknown Mean

8. Was this course mandatory for you?

Answers	Frequency	Percentage
Yes	0	0.00%
Yes, as a choice from a list of required courses	5 	83.33%
No	1 	16.67%
Response Rate: 6 / 14	42.86%	

9. Approximately how many lectures/seminars/sessions of this course did you attend (physically or online)?

NOTE: When interpreting data, please pay attention to the scales used for the questions. Some questions use a 7-point scale and others may use a 5-point scale.

Answers	Frequency	Percentage
All of them	6	100.00%
Almost all of them	0	0.00%
More than half	0	0.00%
About half of them	0	0.00%
Fewer than half of them	0	0.00%
Response Rate: 6 / 14	42.86%	

Evaluation of Course Level Questions

Evaluation of ONLN 01

1. The instructor taught the course content (e.g. ideas, concepts, theories) in a well-organized manner.

Answers	Frequency	Percentage
5 = Strongly Agree	5	83.33%
4 = Somewhat Agree	1	16.67%
3 = Neither Agree nor Disagree	0	0.00%
2 = Somewhat Disagree	0	0.00%
1 = Strongly Disagree	0	0.00%
Response Rate: 6 / 14	42.86%	

Mean: 4.83
Median: 5.0
Mode: 5
Std. Dev.: 0.41
Dep. Mean: Unknown Mean*
Fac. Mean: Unknown Mean*

* This mean is based only on responses received through the online course evaluation (ONCE) system.

2. The instructor used teaching strategies effectively (e.g. examples, case studies, role-play, visuals and, if applicable, technology) to clarify the course content.

Answers	Frequency	Percentage
5 = Strongly Agree	6	100.00%
4 = Somewhat Agree	0	0.00%
3 = Neither Agree nor Disagree	0	0.00%
2 = Somewhat Disagree	0	0.00%
1 = Strongly Disagree	0	0.00%
Response Rate: 6 / 14	42.86%	

Mean: 5.00
Median: 5.0
Mode: 5
Std. Dev.: 0.00
Dep. Mean: Unknown Mean*
Fac. Mean: Unknown Mean*

* This mean is based only on responses received through the online course evaluation (ONCE) system.

3. The instructor's style of presentation held my interest.

NOTE: When interpreting data, please pay attention to the scales used for the questions. Some questions use a 7-point scale and others may use a 5-point scale.

Answers	Frequency	Percentage
5 = Strongly Agree	5	83.33%
4 = Somewhat Agree	1	16.67%
3 = Neither Agree nor Disagree	0	0.00%
2 = Somewhat Disagree	0	0.00%
1 = Strongly Disagree	0	0.00%
Response Rate: 6 / 14		42.86%

Mean: 4.83
Median: 5.0
Mode: 5
Std. Dev.: 0.41
Dep. Mean: Unknown Mean*
Fac. Mean: Unknown Mean*

* This mean is based only on responses received through the online course evaluation (ONCE) system.

4. The instructor provided reasonable opportunities (e.g. office hours, time at the beginning and end of classes, virtual office hours in an online course) for responding to students' questions.

Answers	Frequency	Percentage
5 = Strongly Agree	6	100.00%
4 = Somewhat Agree	0	0.00%
3 = Neither Agree nor Disagree	0	0.00%
2 = Somewhat Disagree	0	0.00%
1 = Strongly Disagree	0	0.00%
Response Rate: 6 / 14		42.86%

Mean: 5.00
Median: 5.0
Mode: 5
Std. Dev.: 0.00
Dep. Mean: Unknown Mean*
Fac. Mean: Unknown Mean*

* This mean is based only on responses received through the online course evaluation (ONCE) system.

5. The assignments in this course stimulated my learning of the material.




Answers	Frequency	Percentage
5 = Strongly Agree	5	83.33%
4 = Somewhat Agree	1	16.67%
3 = Neither Agree nor Disagree	0	0.00%
2 = Somewhat Disagree	0	0.00%
1 = Strongly Disagree	0	0.00%
Response Rate: 6 / 14		42.86%

Mean: 4.83
Median: 5.0
Mode: 5
Std. Dev.: 0.41
Dep. Mean: Unknown Mean*
Fac. Mean: Unknown Mean*

* This mean is based only on responses received through the online course evaluation (ONCE) system.

6. In this course, I received timely feedback on assignments and assessments.



NOTE: When interpreting data, please pay attention to the scales used for the questions. Some questions use a 7-point scale and others may use a 5-point scale.

Answers	Frequency	Percentage
5 = Strongly Agree	4 	66.67%
4 = Somewhat Agree	0	0.00%
3 = Neither Agree nor Disagree	1 	16.67%
2 = Somewhat Disagree	1 	16.67%
1 = Strongly Disagree	0	0.00%
Response Rate: 6 / 14	42.86%	

Mean: 4.17
Median: 5.0
Mode: 5
Std. Dev.: 1.33
Dep. Mean: Unknown Mean*
Fac. Mean: Unknown Mean*

* This mean is based only on responses received through the online course evaluation (ONCE) system.




7. If applicable in this course, the feedback I received from the instructor on assignments and assessments was constructive and helpful for my learning.

Answers	Frequency	Percentage
5 = Strongly Agree	4 	66.67%
4 = Somewhat Agree	0	0.00%
3 = Neither Agree nor Disagree	2 	33.33%
2 = Somewhat Disagree	0	0.00%
1 = Strongly Disagree	0	0.00%
Response Rate: 6 / 14	42.86%	

Mean: 4.33
Median: 5.0
Mode: 5
Std. Dev.: 1.03
Dep. Mean: Unknown Mean*
Fac. Mean: Unknown Mean*

* This mean is based only on responses received through the online course evaluation (ONCE) system.

8. The instructor helped me understand the importance and significance of the course content.



Answers	Frequency	Percentage
5 = Strongly Agree	4 	66.67%
4 = Somewhat Agree	1 	16.67%
3 = Neither Agree nor Disagree	1 	16.67%
2 = Somewhat Disagree	0	0.00%
1 = Strongly Disagree	0	0.00%
Response Rate: 6 / 14	42.86%	

Mean: 4.50
Median: 5.0
Mode: 5
Std. Dev.: 0.84
Dep. Mean: Unknown Mean*
Fac. Mean: Unknown Mean*

* This mean is based only on responses received through the online course evaluation (ONCE) system.

9. Overall, the instructor was an effective teacher in this course.



NOTE: When interpreting data, please pay attention to the scales used for the questions. Some questions use a 7-point scale and others may use a 5-point scale.

Answers	Frequency		Percentage
5 = Strongly Agree	5		83.33%
4 = Somewhat Agree	0		0.00%
3 = Neither Agree nor Disagree	1		16.67%
2 = Somewhat Disagree	0		0.00%
1 = Strongly Disagree	0		0.00%
Response Rate: 6 / 14		42.86%	

Mean: 4.67
Median: 5.0
Mode: 5
Std. Dev.: 0.82
Dep. Mean: Unknown Mean*
Fac. Mean: Unknown Mean*

* This mean is based only on responses received through the online course evaluation (ONCE) system.


10. The design of the website was engaging and facilitated my learning in this course.

Answers	Frequency		Percentage
5 = Strongly Agree	5		83.33%
4 = Somewhat Agree	0		0.00%
3 = Neither Agree nor Disagree	0		0.00%
2 = Somewhat Disagree	1		16.67%
1 = Strongly Disagree	0		0.00%
Response Rate: 6 / 14		42.86%	

Mean: 4.50
Median: 5.0
Mode: 5
Std. Dev.: 1.22
Dep. Mean: Unknown Mean*
Fac. Mean: Unknown Mean*

* This mean is based only on responses received through the online course evaluation (ONCE) system.

11. The technical and computing support was sufficient for my needs.

Answers	Frequency		Percentage
5 = Strongly Agree	6		100.00%
4 = Somewhat Agree	0		0.00%
3 = Neither Agree nor Disagree	0		0.00%
2 = Somewhat Disagree	0		0.00%
1 = Strongly Disagree	0		0.00%
Response Rate: 6 / 14		42.86%	

Mean: 5.00
Median: 5.0
Mode: 5
Std. Dev.: 0.00
Dep. Mean: Unknown Mean*
Fac. Mean: Unknown Mean*

* This mean is based only on responses received through the online course evaluation (ONCE) system.

NOTE: When interpreting data, please pay attention to the scales used for the questions. Some questions use a 7-point scale and others may use a 5-point scale.